



THE WOODEN ATHLETIC  
FUND IS DEDICATED  
TO HONORING THE  
LASTING EDUCATIONAL  
AND ATHLETIC LEGACY  
OF PEARL AND JOHN  
WOODEN. TOGETHER  
MEMBERS OF THE  
WOODEN ATHLETIC  
FUND TEAM PROVIDE  
AN INVALUABLE SUPPORT  
FOR ALL UCLA  
STUDENT-ATHLETES  
IN THE CLASSROOM  
AND ON THE COMPETITION



2015-16

# MEMBERSHIP GUIDE

THE GENERAL FUND TO SUPPORT UCLA ATHLETICS

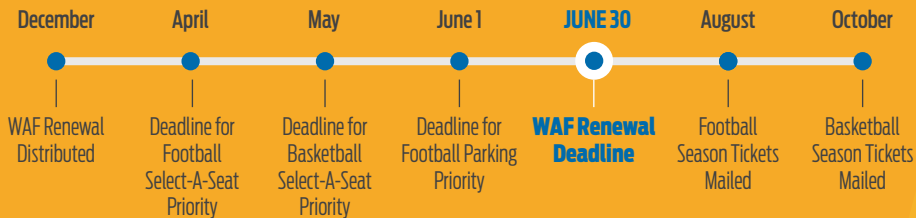


# INVEST IN TOMORROW'S CHAMPIONS TODAY



THE **WOODEN ATHLETIC FUND** IS DEDICATED TO HONORING THE LASTING EDUCATIONAL AND ATHLETIC LEGACY OF NELL AND JOHN WOODEN. TOGETHER, MEMBERS OF THE WOODEN ATHLETIC FUND TEAM PROVIDE INVALUABLE SUPPORT FOR ALL UCLA STUDENT-ATHLETES IN THE CLASSROOM, IN COMPETITION AND IN THE COMMUNITY.

## WAF MEMBERSHIP TIMELINE



## MESSAGE FROM ATHLETIC DIRECTOR DAN GUERRERO

I want to thank you for your investment in UCLA Athletics and in the Wooden Athletic Fund. Your philanthropic support of the Wooden Athletic Fund plays a pivotal role in our ability to meet the escalating costs of intercollegiate athletics while still providing the best possible environments for our teams to compete and succeed at the highest levels.

The Wooden Athletic Fund assists in covering program expenses such as scholarships, academic services, life-skills development and recruiting. Your investment in the Wooden Athletic Fund is an investment not only in the rich tradition of UCLA Athletics, but in the future of our student-athletes. I encourage you to join us in our efforts to provide these exemplary individuals with the tools to succeed in life.

**Thank you and Go Bruins!**

**Dan Guerrero**  
Director of Athletics



MEMBERSHIP STARTS AT JUST **\$100**



“The 8-Clap for 8K” initiative has a goal of increasing members of the Wooden Athletic Fund to 8,000 from the 5,313 at the outset of the campaign. In year one of the campaign, more than 1,000 new donors joined the Wooden Athletic Fund. As progress is made, it will be measured by “clapping” for each 1,000 donors who join, leading up to the goal of 8,000 donors, or, a UCLA 8-Clap. Throughout the 8CLAP8K campaign, special incentives will be offered to new members and to current WAF members who refer friends to join. You can track our progress or join at [www.8CLAP8K.com](http://www.8CLAP8K.com).



All new WAF Members and current donors who “Become a Champion” receive an exclusive WAF Member adidas hat.

## MAKING A GREATER IMPACT

### BECOME A CHAMPION

THREE WAYS TO BECOME A CHAMPION

- 1 Increase your Wooden Athletic Fund gift by at least one level
- 2 Refer a friend who joins the Wooden Athletic Fund for the first time
- 3 Join the Wooden Athletic Fund for the first time

As student-athlete scholarship costs and the overall operating expenses required to sustain UCLA Athletics’ competitive edge continue to rise, the support of each and every Wooden Athletic Fund member is more important than ever.

**We thank you for your generous support!**

# INVESTING IN CHAMPIONS

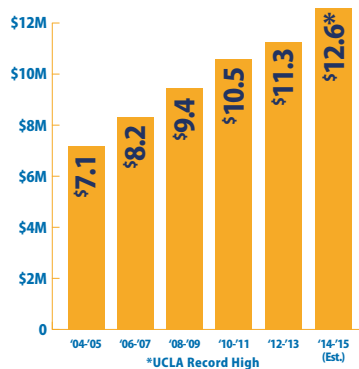
## WHAT IS THE IMPACT OF WOODEN ATHLETIC FUND SUPPORT?

THE REVENUE FROM WOODEN ATHLETIC FUND DONATIONS MAKES A CRITICAL IMPACT ON THE FOLLOWING AREAS:

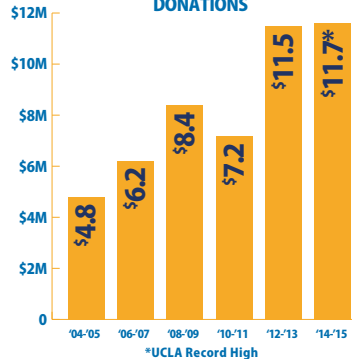
- STUDENT-ATHLETE SCHOLARSHIPS
- ACADEMIC SUPPORT SERVICES
- RECRUITING
- ATHLETIC TRAINING AND NUTRITION
- COACHING COMPENSATION AND RETENTION

### TOTAL SCHOLARSHIP COST FOR UCLA ATHLETICS

UCLA Athletics pays UCLA for 100% of in-state and out-of-state scholarship costs, including tuition, room, board, and fees for each scholarship student-athlete who competes for UCLA.



### WOODEN ATHLETIC FUND DONATIONS



## BY THE NUMBERS

**87%** UCLA student-athlete graduation rate

**\$12.6M** Estimated 2014-15 scholarship cost for UCLA Athletics

**77%** Increase in scholarship costs in the last ten years

**23%** Amount of UCLA Athletics' annual revenue that comes from donations (Wooden Athletic Fund, individual sports, endowment income)

**3** Consecutive years of record-high philanthropic support from UCLA's generous WAF donors

**289.2** Number of scholarships provided to UCLA student-athletes



## IN-STATE SCHOLARSHIP STUDENT-ATHLETE ANNUAL **EXPENSES**

**\$28,283\*** In-State Tuition, Room,  
Board, Books

**\$3,665** Equipment, Gear,  
Uniforms

**\$8,626** Sports Medicine,  
Training Room

**\$7,707** Academic Services  
(Advisors, Tutors, etc.)

**\$15,565** Team Travel

**\$2,660** Athletic Performance,  
Weight Training

**TOTAL = \$66,506**

ANNUAL COST PER IN-STATE  
SCHOLARSHIP STUDENT-ATHLETE

**Jordin Canada**  
Class of 2018

\*OUT OF STATE ADD \$22,878

## INVESTING IN **CHAMPIONS**

“Our family has always enjoyed supporting UCLA and the tradition of Pauley Pavilion, Coach Wooden and UCLA Basketball.

**We are proud to invest in the success of UCLA’s incredible student-athletes and to be a part of UCLA Athletics’ bright future.”**

– **THE PAULEY FAMILY:**  
Matt, Joanne, Truman,  
Channing and Gibson



# WOODEN ATHLETIC FUND DONOR PRIORITY SYSTEM

FOR THE ALLOCATION OF BENEFITS, INCLUDING TICKETS (HOME, AWAY AND POSTSEASON), PARKING, EXPERIENCES AND MORE, WOODEN ATHLETIC FUND DONORS ARE PRIORITIZED ACCORDING TO THE FOLLOWING CRITERIA:

- 1. WOODEN ATHLETIC FUND ANNUAL MEMBERSHIP LEVEL**
- 2. LIFETIME GIVING TO UCLA ATHLETICS**
- 3. YEARS AS UCLA SEASON TICKET HOLDER**


The chart below outlines Wooden Athletic Fund donor priority rankings as of **JULY 1, 2014**.

PRIORITY GROUP	WOODEN ATHLETIC FUND ANNUAL MEMBERSHIP LEVEL	AVERAGE LIFETIME GIVING TO UCLA ATHLETICS	NUMBER OF DONORS	PRIORITY RANK
1	Wooden Benefactor (\$50,000+)	\$2,456,384	63	1-63
2	Director's Circle (\$25,000+)	\$392,087	109	64-172
3	Bruin Legends (\$12,500+)	\$188,296	151	173-323
4	Coaches Roundtable (\$5,500+)	\$93,499	504	324-827
5	Bruin All-American (\$3,500+)	\$29,750	255	828-1,082
6	Bruin All-Conference (\$1,700+)	\$21,420	656	1,083-1,738
7	Bruin Athletic Club (\$850+)	\$10,800	1121	1,739-2,859
8	Bruin Bench (\$350+)	\$5,417	1199	2,860-4,058
9	Bruin Varsity Club (\$100+ for Former Student-Athletes)	\$2,537	836	4,059-4,894
10	Bruin Booster (\$100+) with Season Tickets	\$809	943	4,895+
11	Season Ticket Holder	\$0	-	-
12	Bruin Booster (\$100+) No Season Tickets	\$809	-	4,895+

**MEMBERSHIP AT THE DIRECTOR'S CIRCLE (\$25,000+) OR JOHN R. WOODEN BENEFACTOR (\$50,000+) LEVELS OF THE WOODEN ATHLETIC FUND ALLOWS YOU TO ENJOY THE FOLLOWING PREMIUM EXPERIENCES WITH UCLA ATHLETICS:**

### **COURTSIDE SEATS**

Be a part of the action with the closest and most personal view of the game in Pauley Pavilion.



### **THE PAVILION CLUB AT PAULEY PAVILION**

This exclusive club offers premium catered meals and snacks along with a full bar and multiple high definition TVs before, during and after all Men's Basketball games at Pauley Pavilion.



### **TRAVEL WITH UCLA FOOTBALL**

Accompany UCLA Football aboard our exclusive donor charter to a select 2015 away game.

**VALET PARKING**  
Arrive in style at Pauley Pavilion with priority entry and exit to and from our exclusive valet parking in Lot 7, the closest lot to Pauley Pavilion.

**PERSONALIZED PARKING**  
Enjoy a personalized, reserved space in the closest lot to the Rose Bowl for all UCLA Football home games.

### **DINNER WITH ATHLETIC DIRECTOR AND HEAD COACHES**

Visit with UCLA Athletic Director Dan Guerrero and our outstanding group of head coaches at our private Director's Dinner each spring.

## **THE PREMIUM EXPERIENCE**



# WOODEN ATHLETIC FUND MEMBER BENEFITS

	STUDENT-ATHLETE SUPPORT		RECOGNITION AND COMMUNICATION								PRIORITY FOR TICKET AND PARKING ALLOCATION		
	Support the Education of a UCLA Student-Athlete	Meet the Tuition Needs of One Student-Athlete for One Year	Exclusive Gift for Online Donation by 6/30/15	Membership Card and E-mail Updates	Name Listed in Football and Men's Basketball Game Programs	WAF Member Window Decal	Exclusive Bruin Blue Magazine	Inside UCLA Athletics Development Email	Personal Thank You Call From Student-Athlete	Athletics Hall of Fame Recognition Plaque		Opportunity to Purchase Priority Men's Basketball and Football Season and Single Game Tickets	Opportunity to Request Men's Basketball and Football Parking
<b>BRUIN BOOSTER</b> \$100 – \$349	▲		Donate Online	▲	▲	▲	▲	▲	▲		9	▲	▲
<b>BRUIN BENCH</b> \$350 – \$849	▲		Donate Online	▲	▲	▲	▲	▲	▲		8	▲	▲
<b>BRUIN ATHLETIC CLUB</b> \$850 – \$1,699	▲		Donate Online	▲	▲	▲	▲	▲	▲		7	▲	▲
<b>BRUIN ALL-CONFERENCE</b> \$1,700 – \$3,499	▲		Donate Online	▲	▲	▲	▲	▲	▲		6	▲	▲
<b>BRUIN ALL-AMERICAN</b> \$3,500 – \$5,499	▲		Donate Online	▲	▲	▲	▲	▲	▲		5	▲	▲
<b>COACHES ROUNDTABLE</b> \$5,500 – \$12,499	▲		Donate Online	▲	▲	▲	▲	▲	▲		4	▲	C
<b>BRUIN LEGENDS</b> \$12,500 – \$24,999	▲		Donate Online	▲	▲	▲	▲	▲	▲		3	▲	C
<b>DIRECTOR'S CIRCLE</b> \$25,000 – \$49,999	▲	▲	Donate Online	▲	▲	▲	▲	▲	▲	▲	2	▲	C
<b>WOODEN BENEFACTOR</b> \$50,000+	▲	▲	Donate Online	▲	▲	▲	▲	▲	▲	▲	1	▲	C

C=Complimentary

All benefits are based upon availability and are allocated on priority basis by WAF Membership Level and lifetime giving to UCLA Athletics. To ensure access, please renew your gift by June 30, 2015.



TICKETS AND PARKING				EVENTS AND ACCESS								PREMIUM AMENITIES				
Opportunity to Request Bowl Game and NCAA Tournament Tickets	Access to Exclusive WAF Donor Ticket Phone Line: 310-206-2508	Complimentary Admission to Olympic Sports Events	Opportunity to Purchase UCLA Campus Parking Pass	WAF Member Appreciation Day Invitation	Football Signing Day Event Invitation	Football Kickoff and Basketball Tipoff Dinner Invitations	Football and Basketball Postseason Banquet Invitations	Chancellor's Pregame Football Tailgate Invitation	WAF Pregame Sideline Experience Invitation	Rose Bowl Luxury Suite Experience	Access to Exclusive Pavilion Club at Pauley Pavilion	Complimentary Personalized Parking for Football and Valet Parking for Men's Basketball	Travel for an Away Football Game. Includes Airfare, Ground Transportation, Game Tickets*	Annual Dinner Invitation with Athletic Director and Head Coaches	Exclusive Premium Gift	
▲	▲			▲	▲	▲										
▲	▲			▲	▲	▲	▲									
▲	▲	2		▲	▲	▲	▲	▲								
▲	▲	2	▲	▲	▲	▲	▲	▲								
▲	▲	2	▲	▲	▲	▲	▲	▲	2							
▲	▲	2	▲	▲	▲	▲	▲	C1	2	2						
▲	▲	2	▲	▲	VIP Invite	▲	▲	C2	4	2						
▲	▲	4	C	▲	VIP Invite	C2	▲	C4	4	4	▲	1	▲	▲		
▲	▲	4	C	▲	VIP Invite	C4	▲	C4	6	6	▲	2	▲	▲	▲	

\*Away game travel is based upon availability and will be allocated based upon WAF donor priority. Additional fees may apply.

# FOOTBALL



## SEASON PARKING

MEMBERSHIP LEVEL	ALLOCATION PRIORITY	# OF PASSES		LOTS AVAILABLE FOR REQUEST
		COMP	PURCHASE	
<b>JOHN R. WOODEN BENEFACTOR</b> \$50,000+	1	2	4	2 LOT P PERSONALIZED +G, F, A, D, K, I, G, F, RV, D, RV, I, RV
<b>DIRECTOR'S CIRCLE</b> \$25,000 – \$49,999	2	1	3	1 LOT P PERSONALIZED +G, F, A, D, K, I, G, F, RV, D, RV, I, RV
<b>BRUIN LEGENDS</b> \$12,500 – \$24,999	3	1	2	1 LOT G +F, A, D, K, I, G, F, RV, D, RV, I, RV
<b>COACHES ROUNDTABLE</b> \$5,500 – \$12,499	4	1	1	1 LOT F, A or D +K, I, G, F, RV, D, RV, I, RV
<b>BRUIN ALL-AMERICAN</b> \$3,500 – \$5,499	5		1	A, D, K, I, G, F, RV, D, RV, I, RV
<b>BRUIN ALL-CONFERENCE</b> \$1,700 – \$3,499	6		1	D, K, I, G, I, RV
<b>BRUIN ATHLETIC CLUB</b> \$850 – \$1,699	7		1	K, I, G, I, RV
<b>BRUIN BENCH</b> \$350 – \$849	8		1	K, I, G, I, RV
<b>BRUIN BOOSTER</b> \$100 – \$349	9		1	I, G, I, RV

Parking requests are not guaranteed. All parking requests are allocated based upon current Wooden Athletic Fund membership level, lifetime giving to UCLA Athletics and space availability. To qualify for donor parking, you must complete your Wooden Athletic Fund donation in full by June 30th. Due to demand and regulations, there are no guarantees you will receive the lot(s) you request. If the lot(s) you request is not available at your donor priority you will be allocated the next best available lot.



**Myles Jack**  
Class of 2017

## SEASON TICKET PRIORITY

The best season ticket locations at the Rose Bowl are reserved exclusively for Wooden Athletic Fund members. WAF annual donation requirements to gain access to specific seating areas vary by location and begin at just \$100 per seat. For the most up to date seating maps and information please visit [WoodenAthleticFund.com](http://WoodenAthleticFund.com).

## ADDITIONAL TICKET PRIORITY

Wooden Athletic Fund donors have exclusive access to request the best seats UCLA has available for:

- Individual Home Games
- Away Games
- Pac-12 Championship Game
- Bowl Games

Allocation of seats is based upon the following donor priority structure:


1. Wooden Athletic Fund Donor Level
2. Lifetime Giving to UCLA Athletics
3. Years as Season Ticket Holder

# MEN'S BASKETBALL

## SEASON PARKING

MEMBERSHIP LEVEL	ALLOCATION PRIORITY	# OF PASSES		LOTS AVAILABLE FOR REQUEST
		COMP	PURCHASE	
<b>JOHN R. WOODEN BENEFACTOR</b> \$50,000+	1	2	2	2 EXCLUSIVE VALET +2 LEGENDS PREFERRED
<b>DIRECTOR'S CIRCLE</b> \$25,000 - \$49,999	2	1	2	1 EXCLUSIVE VALET +1 LEGENDS PREFERRED
<b>BRUIN LEGENDS</b> \$12,500 - \$24,999	3	1	2	1 LEGENDS PREFERRED +1 WAF PREFERRED
<b>COACHES ROUNDTABLE</b> \$5,500 - \$12,499	4	1	1	WAF PREFERRED LOT 4 or 8 +WAF RESERVED LOT 8
<b>BRUIN ALL-AMERICAN</b> \$3,500 - \$5,499	5		1	WAF PREFERRED LOT 4 or 8
<b>BRUIN ALL-CONFERENCE</b> \$1,700 - \$3,499	6		1	WAF RESERVED LOT 8
<b>BRUIN ATHLETIC CLUB</b> \$850 - \$1,699	7		1	
<b>BRUIN BENCH</b> \$350 - \$849	8		1	
<b>BRUIN BOOSTER</b> \$100 - \$349	9		1	

Parking requests are not guaranteed. All parking requests are allocated based upon current Wooden Athletic Fund membership level, lifetime giving to UCLA Athletics and space availability. To qualify for donor parking, you must complete your Wooden Athletic Fund donation in full by June 30th. Due to demand and regulations, there are no guarantees you will receive the lot(s) you request. If the lot(s) you request is not available at your donor priority you will be allocated the next best available lot.



**Tony Parker**  
Class of 2016

## SEASON TICKET PRIORITY

The best season ticket locations at Pauley Pavilion are reserved exclusively for Wooden Athletic Fund members. WAF annual donation requirements to gain access to specific seating areas vary by location and begin at just \$100 per seat. For the most up to date seating maps and information please visit [WoodenAthleticFund.com](http://WoodenAthleticFund.com).

## ADDITIONAL TICKET PRIORITY

Wooden Athletic Fund donors have exclusive access to request the best seats UCLA has available for:

- Individual Home Games
- Preseason Tournaments
- Pac-12 Tournament
- NCAA Tournament

Allocation of seats is based upon the following donor priority structure:

1. Wooden Athletic Fund Donor Level
2. Lifetime Giving to UCLA Athletics
3. Years as Season Ticket Holder

# WAYS TO SUPPORT **UCLA** ATHLETICS

## WOODEN ATHLETIC FUND

The Wooden Athletic Fund is the backbone of UCLA's financial commitment to support the educational and athletic excellence of each student-athlete who competes for the Bruins. In recognition of their financial support, Wooden Athletic Fund members are offered a wide variety of exclusive benefits including access to tickets, parking and hospitality. A comprehensive benefits chart can be found on pages six and seven of this guide or at [www.WoodenAthleticFund.com](http://www.WoodenAthleticFund.com).

### LEARN MORE UNDER THE “GIVING OPPORTUNITIES” TAB AT [WWW.WOODENATHLETICFUND.COM](http://WWW.WOODENATHLETICFUND.COM)

#### INDIVIDUAL SPORTS

You can directly support any of UCLA's 25 intercollegiate teams with a gift directly to the annual operating fund of a specific sport. Benefits for donations to individual sports vary based upon the sport and do not include priority seating opportunities for Football or Men's Basketball. In recognition of gifts of \$25,000 or more to single sport, donors are offered non-seating Wooden Athletic Fund benefits in addition to the benefits provided by that sport. Learn more at: [WoodenAthleticFund.com/sports](http://WoodenAthleticFund.com/sports)

#### UCLA BASKETBALL PRACTICE FACILITY

The UCLA Basketball Practice Facility will be a comprehensive building to be located near Pauley Pavilion at the south end of the Los Angeles Tennis Center. The planned state-of-the-art facility will support the UCLA Men's and Women's Basketball programs and contain both men's and women's practice gyms, locker rooms and a training area, among other ancillary spaces and amenities. Learn more about the new UCLA Basketball Practice Facility and the benefits offered to donors at: [www.uclabasketballfacility.com](http://www.uclabasketballfacility.com).

#### THE WASSERMAN FOOTBALL CENTER

The Wasserman Football Center will be a state-of-the art, football training facility on campus to dramatically enhance the Bruin student-athlete experience. In order to make this project a reality we need the entire UCLA family to join us in this important endeavor. Exclusive naming opportunities are now available and we invite you to become part of the Bruin Revolution by supporting this project. Learn more about the new Wasserman Football Center and the benefits offered to donors at: [www.UCLAFootballFacility.com](http://www.UCLAFootballFacility.com).

#### COURTESY VEHICLE PROGRAM

Car dealerships providing vehicles for use by UCLA coaches and administrators are eligible for a wide variety of benefits including recognition at events, team travel, and priority seating opportunities.

#### ESTATE AND PLANNED GIFTS

The following options are available as alternatives to outright gifts of cash or property: charitable remainder trusts, charitable gift annuities, deferred gift annuities, charitable lead trusts, pooled income funds, life insurance and bequests. Detailed information on each of these options is available by consultation with our Development team at 310.206.3302.

#### BRUIN VARSITY CLUB

The Bruin Varsity Club provides an ongoing connection to campus for former student-athletes with events, mentoring programs with current student-athletes, and networking opportunities. Former UCLA letter winners who support the Bruin Varsity Club with a gift of at least \$100 will also receive Wooden Athletic Fund benefits at the Bruin Bench level. Learn more about the Bruin Varsity Club at: [www.WoodenAthleticFund.com/BruinVarsityClub](http://www.WoodenAthleticFund.com/BruinVarsityClub).

## WAYS TO SUPPORT **UCLA** ATHLETICS

### **“FOREVER CHAMPIONS”** FOUR DEEP SCHOLARSHIP ENDOWMENTS

This program allows you to create an everlasting endowment, supporting the educational and athletic experience of UCLA student-athletes for years to come while enjoying exclusive, lifetime benefits from the UCLA Athletic Department through the Wooden Athletic Fund.



**Danusia Francis**  
Class of 2016

**FOUR DEEP SCHOLARSHIP ENDOWMENT GIFTS  
MAY BE PAID OVER A FIVE YEAR PERIOD.**

#### **\$1,000,000 - PYRAMID LEVEL ENDOWMENT**

\$50,000 lifetime annual WAF credit

#### **\$500,000 - CHAMPION LEVEL ENDOWMENT**

\$25,000 lifetime annual WAF credit

#### **\$250,000 - LEADERSHIP LEVEL ENDOWMENT**

\$12,500 lifetime annual WAF credit

#### **\$125,000 - VISIONARY LEVEL ENDOWMENT**

\$6,250 lifetime annual WAF credit

To learn more, please call 310.206.3302 or visit  
[www.WoodenAthleticFund.com/ForeverChampions](http://www.WoodenAthleticFund.com/ForeverChampions).

# FREQUENTLY ASKED QUESTIONS

## **Q: When is my annual Wooden Athletic Fund donation due?**

A: To ensure that you receive all benefits of membership for the 2015-16 year, your donation is due by June 30, 2015.

## **Q: Is my Wooden Athletic Fund donation tax-deductible?**

A: Yes. All gifts to the Wooden Athletic Fund are tax-deductible to the extent allowable by law. Most gifts are deductible for 80% of the total gift amount, but for your exact deductibility we recommend consulting your tax advisor.

## **Q: How can I become a Wooden Athletic Fund member and who is eligible to join?**

A: Anyone who is interested in supporting the success of UCLA's 700 student-athletes is eligible to join the Wooden Athletic Fund. Membership benefits begin at just \$100 and you can donate in three easy ways:

**Online:** [www.WoodenAthleticFund.com](http://www.WoodenAthleticFund.com)

**Phone:** 310.206.3302 (M-F 8am-5pm)

**Mail:** Wooden Athletic Fund (checks payable to: "UCLA Foundation")  
P.O. Box 24044  
Los Angeles, CA 90024

## **Q: Can I establish a payment plan for my annual donation to the Wooden Athletic Fund?**

A: Either online or in consultation with our staff you may establish a pre-approved payment schedule on a credit card. Payment is due in full by December 15, 2015 and at least 25% of your total gift amount must be paid by the June 30, 2015 renewal deadline.

## **Q: What is "Become a Champion" and how can I participate?**

A: We encourage all Wooden Athletic Fund members to consider "Becoming a Champion" by increasing your support of UCLA student-athletes and upgrading to the next WAF membership level. Along with all regularly offered membership benefits at your new level, all donors who "Become a Champion" will receive an exclusive Wooden Athletic Fund hat. More information is available on page one of this guide.

## **Q: Does my annual Wooden Athletic Fund donation cover priority seating and parking for both Football and Men's Basketball?**

A: Yes. A single annual gift to the Wooden Athletic Fund allows members to enjoy priority seating and parking benefits for both Football and Men's Basketball. If there is a per seat donation requirement that applies to your season ticket locations for both Football and Men's Basketball, the higher of those two requirements determines your minimum annual WAF donation amount to maintain priority area season tickets for both sports.

## **Q: What is a Forever Champions Four Deep Scholarship Endowment and what benefits are offered to donors for these gifts?**

A: Forever Champions Four Deep Scholarship Endowments allow you to create an everlasting endowment, supporting the educational and athletic experience of UCLA student-athletes for years to come while enjoying exclusive, lifetime benefits from the UCLA Athletic Department through the Wooden Athletic Fund. Four Deep Scholarship Endowment gifts may be paid over a five year period and options are available at \$125,000 (\$6,250 annual WAF credit), \$250,000 (\$12,500 annual WAF credit), \$500,000 (\$25,000 annual WAF credit), and \$1,000,000+ (\$50,000+ annual WAF credit). To learn more, please call 310.206.3302 or visit [www.WoodenAthleticFund.com](http://www.WoodenAthleticFund.com)/ForeverChampions.

## **Q: How do I select or improve my season ticket location or parking request options for Football and/or Men's Basketball?**

A: All season ticket holders have the opportunity to relocate season tickets, add additional season tickets and modify parking requests at our annual Select-a-Seat events. All seating that is not renewed from the previous season is made available for purchase or improvement based upon Wooden Athletic Fund donation minimums. Priority for improvement is based upon Wooden Athletic Fund membership level and lifetime giving to UCLA Athletics. Information about the donations required for new or additional season ticket purchase in specific priority seating areas is included in this guide and online at [www.WoodenAthleticFund.com](http://www.WoodenAthleticFund.com).

## **Q: What impact does my donation to the Wooden Athletic Fund make?**

A: The Wooden Athletic Fund is the backbone of UCLA Athletics' commitment to support the educational and athletic excellence of the 700 student-athletes who compete for the Bruins. The annual philanthropic support generated by the Wooden Athletic Fund covers critical areas of need including student-athlete scholarships and academic support. With constantly rising educational and competitive expenses and less than 3% of UCLA Athletics' revenue coming from University support, your philanthropic support is more important now than ever.

## **Q: Do I receive Wooden Athletic Fund benefits for gifts directed to a specific sport or capital project (such as the Wasserman Football Center)?**

A: Wooden Athletic Fund membership benefits are not offered for gifts of under \$25,000 to a specific sport or capital project. The benefits offered for gifts made to a specific sport or capital project vary based upon the sport or capital project and the amount of the gift. Donors who contribute \$25,000-\$49,999 annually to a single sport or capital project will be recognized with non-seating WAF benefits at the Director's Circle level. Donors who contribute \$50,000 annually or more to a single sport or capital project will be recognized with non-seating WAF benefits at the John R. Wooden Benefactor level.



## DEVELOPMENT STAFF



**Josh Reholz**  
SENIOR ASSOCIATE  
ATHLETIC DIRECTOR  
EXTERNAL RELATIONS  
Weber State '04  
(310) 206-3302  
jreholz@athletics.ucla.edu



**Tom Theodorakis**  
ASSOCIATE ATHLETIC  
DIRECTOR EXTERNAL AFFAIRS  
Syracuse '06  
(310) 206-3031  
ttheodorakis@athletics.ucla.edu



**Sarah Lazaro**  
DIRECTOR OF  
DEVELOPMENT  
UCLA '02  
(310) 206-1952  
slazaro@athletics.ucla.edu



**Brian Smith**  
DIRECTOR OF MEMBERSHIP  
AND PRIORITY SEATING  
California '88  
(310) 206-3013  
bsmith@athletics.ucla.edu



**Gina Garrett**  
DIRECTOR OF SPECIAL  
EVENTS  
(310) 206-6481  
ggarrett@athletics.ucla.edu



**Courtney Bailey**  
DIRECTOR OF BRUIJN  
VARSITY CLUB  
UCLA '02  
(310) 206-4458  
crosso@athletics.ucla.edu



**Emily Lerner**  
DIRECTOR OF  
COMMUNICATIONS AND  
DONOR RELATIONS  
UCLA '80  
(310) 206-6533  
elerner@athletics.ucla.edu



**Taylor Swearingen**  
DIRECTOR OF THE WOODEN  
ATHLETIC FUND  
UCLA '08  
(310) 206-2558  
tswearingen@athletics.ucla.edu



**Aaron Sapiro**  
ASSOCIATE DIRECTOR  
DEVELOPMENT  
Colorado '08  
(310) 825-6303  
asapiro@athletics.ucla.edu



**Alicia Junker**  
ASSISTANT DIRECTOR  
DEVELOPMENT DONOR  
ENGAGEMENT  
Southern Illinois '12  
(310) 206-5128  
ajunker@athletics.ucla.edu



**Rashaad Moore**  
ASSISTANT DIRECTOR  
DEVELOPMENT  
UC Riverside '13  
(310) 206-3577  
rmoore@athletics.ucla.edu



**Neema Barbod**  
FINANCE MANAGER  
DEVELOPMENT  
UCLA '07  
(310) 206-6643  
nbarbod@athletics.ucla.edu



**Jill Machuca**  
ASSISTANT TO THE SR.  
ASSOCIATE AND ASSOCIATE  
AD  
(310) 206-6533  
jmachuca@athletics.ucla.edu



**Rafer Johnson**  
SPECIAL ASSISTANT TO THE  
ATHLETIC DIRECTOR  
UCLA '59  
(310) 206-3302  
development@athletics.ucla.edu



**Jamaal Wilkes**  
SPECIAL ASSISTANT TO THE  
ATHLETIC DIRECTOR  
UCLA '74  
(310) 206-3302  
development@athletics.ucla.edu

DEVELOPMENT  
INTERNS  
Hayley Hacker  
Kat Lauer  
Nnola Amuzie  
Kaelin Sprawls  
Juliet Elwood  
Kathryn Gallo  
Devon Kelly  
Emily Miller



**Total Gift Amount: \$**

Please charge my credit card for the full amount of my gift  
(enter cc info below)

Check payable to "UCLA Foundation" for the amount of my  
gift is enclosed.

Credit Card Information:

Card Number: \_\_\_\_\_ Exp: \_\_\_\_\_

Cardholder Name: \_\_\_\_\_

**DONATE ONLINE AT:**  
WoodenAthleticFund.com

**RETURN TO:**  
The Wooden Athletic Fund  
P.O. Box 24044  
Los Angeles, CA 90024

#8CLAP

# JOIN US!

WoodenAthleticFund.com

Name: \_\_\_\_\_

Address: \_\_\_\_\_  
\_\_\_\_\_

Phone: \_\_\_\_\_

Email: \_\_\_\_\_

## DONATION LEVEL (Check One)

Please complete payment information on the other side of this card.

- Bruin Booster - **\$100+**
- Bruin Bench - **\$350+**
- Bruin Athletic Club - **\$850+**
- Bruin All-Conference - **\$1,700+**
- Bruin All-American - **\$3,500+**
- Coaches Roundtable - **\$5,500+**
- Bruin Legends - **\$12,500+**
- Director's Circle - **\$25,000+**
- John R. Wooden Benefactor - **\$50,000+**



YOU CAN'T LIVE A PERFECT DAY WITHOUT DOING  
SOMETHING FOR SOMEONE WHO WILL NEVER BE  
ABLE TO REPAY YOU. – JOHN R. WOODEN

## WOODEN ATHLETIC FUND

P.O. Box 24044 – Los Angeles, CA 90024

310.206.3302 – 8am-5pm Monday-Friday

development@athletics.ucla.edu | www.WoodenAthleticFund.com

 /WoodenAthleticFund

 @WoodenFund #8CLAP

View the interactive version of this guide at [www.WoodenAthleticFund.com/guide](http://www.WoodenAthleticFund.com/guide)